




Lucie Dvořáková-Liberdová

Wreaths, Decorations and Easter Eggs

ORIGINAL, UNIQUE AND
CHARMING



SEQUEL TO THE BESTSELLER
ORIGINAL WREATHS AND NATURAL DECORATIONS

I'm grateful to each of you for finding inspiration in my ideas, for your genuine interest, and for your warm and motivating support. Amid countless ways to spend your valuable time, I'm truly touched that you chose to read my books. In return, it would be my privilege to dedicate this book to you. Your continued appreciation means the world to me, and I'm still in awe of it all.

Wreaths, Decorations and Easter Eggs

Lucie Dvořáková-Liberdová

Photographs: Lucie Dvořáková-Liberdová

Editor-in-charge: Dalibor Kumor

Proofreading: Eva Hánová

Editing, typesetting and cover: Karel Hána

Technical editor: Radek Střecha

Translation: Linda Conaway Ižová

Proofreading: Richard Conaway

ISBN 978-80-264-0402-6 (original Czech print)

ISBN 978-80909070-0-3 (epub)

ISBN 978-80909070-1-0 (mobi)

ISBN 978-80909070-2-7 (pdf)

ISBN 978-80909070-3-4 (azw3)

Published by Lucie Dvořáková-Liberdová

Year of publication 2023

www.originalvyrobky.cz

©Lucie Dvořáková - Liberdová, 2023 All rights reserved.

No part of this publication may be copied or reproduced for distribution in any form or by any means without the written permission of the publisher.

CONTENTS

INTRODUCTION	4	Dry Grass Decoration	58
MATERIALS	6	Lace Doily Decorations	60
WREATHS	8	Christmas Egg Tray	62
Crêpe Paper Wreath	9	Black Nut Horseshoe	64
Tracing Paper Wreath	12	Christmas Decorations Made of Candle Scraps	67
Easter Wreath with Red Eggs	15	'Everything' Christmas Decoration	70
Wreath with Tree Roots	17	Paper Roll Garland	72
Wreath with Hay and Bladder Cherry	19	Festive Tray with Sand and Feathers	75
Wreath with Three Types of Branches	21	EGGS	77
Romantic Wreath with Roots	23	A Few Helpful Hints to Start with	78
Moss Wreath 'Sweet Harmony'	25	Tulip Eggs	80
Heart Full of Nature	27	Eggs with a Hint of Old Times	82
Button Heart for Good Luck	30	Vintage Eggs	85
Wire Heart	33	Baroque Eggs with Roses	88
Snow Heart	35	Lace Eggs	91
DECORATIONS	37	Cobweb Eggs	94
Moss Boots	38	Vintage Green Garland	96
'Chop-Chop' Autumn Pot	41	Eggs from a Box	98
Pie à la Nature	43	Tricks with Stickers	100
Shiny Garland	45	Ink Painted Eggs	102
Autumn Cakes	48	Acrylic and Wax Painted Eggs	104
Bark Decoration with Strawflowers	50	Wax Eggs with Scratched Patterns	106
Hay Romance	53	ABOUT THE AUTHOR	108
Autumn Nostalgia with Old Jars	56		

INTRODUCTION

The abundance of creative individuals in our world is truly amazing, and that's a fantastic reality.

To truly grasp the exhilarating sensation of crafting something with your own hands, one must experience it firsthand. There's an unmatched delight in feeling enthusiastic and proving to yourself that no store-bought item can ever hold a candle to your handcrafted creation. It's an excellent way to begin, and it becomes even more gratifying when you utilize materials readily available around you or items typically destined for the discard pile. The results often appear almost miraculous, and, what's more, the cost is minimal, only your time.

It's a beautiful occurrence when a blend of circumstances conspires to bring into existence something you might never have dared to plan, dismissing it as silly. That's where the magic truly lies.

Over time, you'll discover that each creation carries its own unique story. As you gaze upon your handiwork, it will rekindle memories of the events and circumstances surrounding its creation. When that happens, and your creation becomes a tangible reminder of the moments you experienced while crafting it, you possess something extraordinary within your home—a piece with its own soul. I firmly believe that it's the memories and associations that accompany you through life that are the most significant and authentic essence of your work.

Not long ago, my father handed me a rusty key he unearthed while harvesting onions and an old teaspoon he stumbled upon by the roadside. He chuckled (or rather, roared with laughter) at my excitement and my immediate vision of an unconventional Christmas ornament. He even went so far as to declare that if such an ornament were ever produced, he'd "eat" his own shoes.

A year has passed, and the "Everything" Christmas ornament is now featured in this book on page

70, gracing its cover as well. And as for my father? He's busy polishing his boots with a smile on his face.

The wreaths crafted from tree roots, featured on pages 17 and 23, serve as a reminder of a willow tree that once graced our garden but had to be removed. I can't help but smile when I recall the memory of wrestling with that stubborn tree (and perhaps, in frustration, muttering about the entire male population and their supposed uselessness) until I finally managed to unearth it.

Another vivid memory resurfaces when I think of the adder that startled me while I was gathering hay for a wreath, an incident chronicled on page 19. I also remember the encounter with the long bladder cherry branches that someone had thrown in a ditch. I hauled them on my bike for two kilometres, panting like a hippo but determined to salvage their beauty.

As I flip through the photos of my mossy creations, I am transported back to the Šumava woods near our cottage, not too far away, where nature's beauty is so breathtaking it can bring tears to your eyes. I'll forever cherish the image of my young children eagerly assisting me in gathering moss. At that time, the bags they used were almost bigger than they were. Meanwhile, their grandpa taught them how to distinguish between various moss species and told them captivating tales of forest gnomes. Later, they built miniature homes for these creatures by an old stump, using cones and twigs. It was a tranquil, warm afternoon, and we all lied down in the soft grass at the edge of a small patch of trees, absorbing the tranquillity that enveloped us. The sun still cast its gentle warmth, the sky resembled a painted canvas, and the scents of nature and the serenity of the moment left us with nothing more to wish for.

The very next day, as I covered old rubber boots with the moss, naming them 'Moss Boots' (found on page 38), I joked they belonged to an ever-persistent

visitor who simply refused to bid adieu. After all, a touch of humour never harmed anyone.

The branches for the wreath on page 21 were a hard-won prize from a long, arduous walk, carried in a plastic bag. The journey back was a struggle, for I had strained my back while reaching to pluck an exceptionally beautiful branch from an aspen tree.

The 'Snow Heart' (page 35) will always remind me of my cherished winter jacket, and every glance at the 'Black Nut Horseshoe' (page 64) evokes vivid images of my hometown and my grandmother's home, where the nut tree still stands tall to this day.

A mere glimpse of the 'Cobweb Eggs' (page 94) floods my mind with memories of patiently awaiting the perfect light, having dedicated a good thirty minutes meticulously arranging them on the well. The gentle breeze toyed with the ribbons, unwittingly enticing our playful cat into action. Luckily, they were sturdy goose eggs and survived.

When I lay eyes on the 'Paper Roll Garland' (page 72), I smile at the memory of a rather unconventional nocturnal escapade. Wearing pyjamas and clutching a flashlight, I found myself racing through the garden in the middle of the night, determined to rescue the two-meter-long paper tablecloth roll from an impending rainstorm.

Then there was the day I climbed the flat-bed truck in the cowshed, complete with its pungent load of manure, to capture a photo of the finished garland. It's a memory that's hard to erase from my mind. The pursuit of the perfect photo often leads to some rather peculiar situations, but what wouldn't I do for the sake of capturing a memorable image?

From the very first moment I started working on this book, my vision was crystal clear. The paramount goal was to craft projects accessible even to those who might consider themselves less skilled, enabling them to fashion something truly unique for

their homes—handcrafted creations, for there lies the essence of true beauty, as one treasures their own work most dearly.

I aspire for my books to transcend mere visual inspiration and become a wellspring of creativity for all. Even if you don't feel confident enough, start with a positive outlook. Convince yourself that the creation you're about to undertake will be magnificent. Begin your endeavour with the firm belief that everything will unfold precisely as intended, or perhaps, even better.

Frequently, I encounter raised eyebrows and bewildered expressions, people pondering the peculiarity of my ideas. To this, I simply offer a knowing smile, for such reactions often signal that they've never encountered anything quite like it before.

When you want to create something, you must believe in success; otherwise, it's best not to begin at all. Enthusiasm is the compass guiding you toward your aspirations. Believe that nothing is beyond your reach, and you can achieve anything you set your heart on. You'll soon realize that you don't need to worry about unusual combinations of material, for creativity knows no bounds. Moreover, make a conscious effort to break free from routine and expectations. Following established templates will only stifle your uniqueness and originality. Ultimately, these are the qualities that truly matter. I believe that you have the ability to craft extraordinary and distinctive creations, ones that others will admire and that will become defining features of your home, and perhaps even a lasting legacy for your children.

May your creative journey be filled with moments of beauty, joy of crafting and decorating. May it bring you a sense of satisfaction, much like it has for me, with a plethora of inspiring ideas and experiences, and above all, a belief that there's nothing you cannot do.

Author Lucie Dvořáková

MATERIALS

These are photographs of some material I used when making this book. You can see they are everyday objects, sometimes no longer of use or intended for disposal and easy to come by. Such things are the best – they don't cost anything and yet have a great potential to be reused.

I believe you'll find a lot of such things in your home or you'll be able to get them easily. Just look outside – nature offers tremendous amounts of such treasures and actually, we are surrounded with material that can be turned into various decorations. Just look around...



Paper lace doilies



Black nuts



Red apples



Hawthorns




Chestnuts



Buttons



Corks



Tree roots



Cardboard



Chicken wire



Crêpe paper




Bark



Poppy pods



Moss



Bladder cherry



Egg trays and cartons



Cardboard tubes




Tracing paper



Foam trays



Burlap sack



Hay



Strawflowers or other dried flowers



Old lace curtain



Old cake, pie and other baking tins



Old rain boots



Dry grass



Dried roses



Rosehips



Snail shells



Blackthorn berries



Wadding



Branches



Empty eggshells



Glass jars



Candle scraps



Acorns

WREATHS



1 Crêpe Paper Wreath



2 Tracing Paper Wreath



3 Wreath with Red Eggs



4 Wreath with Tree Roots



5 Wreath with Hay and Bladder Cherry



6 Wreath with Three Types of Branches



7 Romantic Wreath with Roots



8 Moss Wreath 'Sweet Harmony'



9 Heart Full of Nature



10 Button Heart for Luck



11 Wire Heart



12 Snow Heart